

Checkpoint 9

I can play a groove using sixteenth notes on the hi-hat using one hand

I can play a sixteenth note groove using one hand showing a variety of different bass patterns

I can play along with a slow song using 16th notes on HH

I can play along with a slow song using 16th notes on HH and add some composed drum fills while retaining a steady pulse

I can play 16th note groove using two hands on the hi-hat


I can play 16th note groove using two hands on the hi-hat showing a variety of different bass drum patterns


I can play a 16th note groove using two hands on the HH along with fast disco songs


I can play along with a slow fast song using 16th notes on HH and add some composed drum fills while retaining a steady pulse


Slow 16th Feel


All HH to be played with the RH


1 

2 

3 

4 

5 


6 


16th Note Funk Feel - (Disco or Dance)


All HH to be played with RLRL alternate sticking


KC and the Sunshine Band - That's the Way I Like It.


Shake Your Booty


7 

8 

9 

10 

11 

12 

Sixteenth Note Beats and Fills using Right Hand on the Hi-Hat

1

2

3

4

Exercise 1: Four measures of sixteenth note beats on the hi-hat, followed by a fill in the fourth measure. The bass line consists of quarter notes: G2, A2, B2, C3, D3, E3, F3, G3.

Exercise 2: Four measures of sixteenth note beats on the hi-hat, followed by a fill in the fourth measure. The bass line consists of quarter notes: G2, A2, B2, C3, D3, E3, F3, G3.

Exercise 3: Four measures of sixteenth note beats on the hi-hat, followed by a fill in the fourth measure. The bass line consists of quarter notes: G2, A2, B2, C3, D3, E3, F3, G3.

Exercise 4: Four measures of sixteenth note beats on the hi-hat, followed by a fill in the fourth measure. The bass line consists of quarter notes: G2, A2, B2, C3, D3, E3, F3, G3.

Sixteenth Note Beats and Fills using alternate sticking on the Hi-Hat

1

2

3

4

Exercise 1: Four measures of sixteenth note beats on the hi-hat, followed by a fill in the fourth measure. The bass line consists of quarter notes: G2, A2, B2, C3, D3, E3, F3, G3.

Exercise 2: Four measures of sixteenth note beats on the hi-hat, followed by a fill in the fourth measure. The bass line consists of quarter notes: G2, A2, B2, C3, D3, E3, F3, G3.

Exercise 3: Four measures of sixteenth note beats on the hi-hat, followed by a fill in the fourth measure. The bass line consists of quarter notes: G2, A2, B2, C3, D3, E3, F3, G3.

Exercise 4: Four measures of sixteenth note beats on the hi-hat, followed by a fill in the fourth measure. The bass line consists of quarter notes: G2, A2, B2, C3, D3, E3, F3, G3.